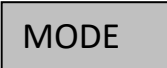

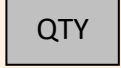

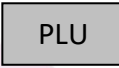



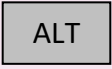
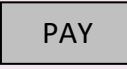

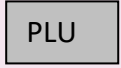








Pornire: 




**INTREGISTRARE:**  -- VANZARE , se introduce parola **1**   
 (Vanzare)

Cantitate  Pret  Produs  
 COD  PRODUS   -numerar  
 - card  
  - tichet

**Corectii:**  - Daca nu s-a tastat   
   -Anuleaza ultima pozitie  
 99  - Anuleaza **TOT** bonul

Introd. bani in sertar : SUMA  Extr. bani din sertar: SUMA 

**RAPORT X:**  - RAPORT X - 8888 -    
 (pt.verificare)

**RAPORT Z:**  - RAPORT Z - 8888 -    
 (Inchidere zi)

**FACTURA SIMPLIFICATA:** In procedura de vanzare produse dupa  se apasa

 cod fiscal  doar cifrele  

**OPRIRE:** 

**RAPORT LUNAR:**

- MF -- 9999 -

**11**  zllaa  ZZLLAA  -- RAPORT **SUMAR** LUNAR

Ex: 010120 310120 - Raport luna ian.2020

**1**  zllaa  ZZLLAA  -- RAPORT **DETALIIAT** LUNAR

Ex: 110120 110120 - Raport (copie) dupa ziua de 11.01.20

**2**  NR.Z  NR.Z  -- RAPORT **DETALIIAT** DUPA NR.Z

Ex: 25 25 - Raport (copie) dupa Z-ul nr.25

**EXPORT FISIERE XML:**

(pt decl. A4200)

- MF -- 9999 -

61  zllaa  ZZLLAA

EX: 010120 310120 -- Raport ANAF ian.2020

**RETIPARIREA UNUI BON DUPA DATA:**

---- RAPORT X -- 8 8 8 8 --

Apăsăm tasta 1 , apoi simultan tastele "ALT" + "TL" ; Apăsăm tasta 3 , apoi tasta "STL" ;

Se introduce data de inceput ZZLLAA "QTY" , data de sfarsit ZZLLAA "VD"

**ATENIE !!**

- SDCARD-ul se introduce in casa cu pinii in sus
- Nu lasati casa de marcat sa se descarce complet
- **CONTRACTUL DE SERVICE/ASISTENTA TEHNICA ESTE OBLIGATORIU**